




- Classic Digital Totem design
- Tempered safety glass for screen protection
- Possibility to mount the base invisibly to the floor



Digital Slim Totem With 43" Samsung Screen


Sizes (mm) (A x B x C)	Orientation	Visible size (mm)	Format (mm)	Wattage (W)
719 x 2020 x 500	Vertical	-	43"	110 W

Illumination	Lighting colour (K)	Luminosity (cd)	Light Intensity (lx)	Net weight (kg)	Total weight (kg)
No	-	-	-	85,00	93,00

Packaging unit 1 (mm)	Packaging unit 2 (mm)	Packaging unit 3 (mm)	Palette number of pieces	Palette weight (kg)	Palette type
2026 x 1200 x 800	-	-	1	117	EUR



- Personalise the housing with a textile graphic
- Easy graphic exchange
- Order your Backside print for Digital Fabric Totem here



Digital Fabric Totem With 43" Samsung Screen

Sizes (mm) (A x B x C)	Orientation	Visible size (mm)	Format (mm)	Wattage (W)
575 x 1819 x 460	Vertical	-	43" (print size 565 x 83 mm)	110 W

Illumination	Lighting colour (K)	Luminosity (cd)	Light Intensity (lx)	Net weight (kg)	Total weight (kg)
No	-	-	-	43,25	50,50

Packaging unit 1 (mm)	Packaging unit 2 (mm)	Packaging unit 3 (mm)	Palette number of pieces	Palette weight (kg)	Palette type
1963 x 1200 x 800	-	-	2	121	EUR

Crystal UHD Signage

QHB / QMB / QBB Series

Unlock new display possibilities for your business



Unlock new display possibilities for your business

Enhanced functionality for professional environments


Transform your meeting room experience and enhance professional settings with intuitive screen functionality. QHB / QMB / QBB Series delivers streamlined video conferencing with seamless collaboration tools that encourage participation. With industry modes, professionals from directors to doctors can improve workflows for increased efficiency without compromising on quality.



Video Call Application



SmartView+



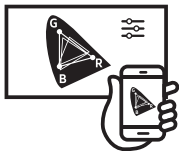
Director Mode



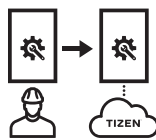
DICOM Simulation Mode

Streamlined set up and easy maintenance

Install and maintain without frustration. QHB / QMB / QBB Series offers a simplified set-up process that allows managers to configure after installation and maintain fixed settings from anywhere in the world. With consistent calibration across all screens and access to the latest web-engine upgrades, showcase the latest innovative content exactly as you intend.



Smart Calibration



Tizen Zero Config



Custom Home



Upgradable Web-engine

Stunning picture quality and design


Make every visual experience impactful. QHB / QMB / QBB Series provides head-turning visuals with true-to-life colors and elevates every piece of content to 4K with industry-leading video processing technology. With reliable, non-glare panels and an unintrusive design, audiences see every piece of content clearly, without distraction.



Dynamic Crystal Color



Quantum Processor 4K



Non-glare



Slim and symmetrical design



Clean cable guide

* QBB Series is not supported.


Enhanced functionality for professional environments



Video Call Application

Connect with colleagues without unnecessary connections. Featuring easier video conferencing than ever, the QHB / QMB / QBB Series has a built-in video conference solution that supports the most popular web conferencing apps, enabling simple video calls with just a USB-type webcam.

* Video Call Application will be available through a firmware update launching in Q2 2022.



SmartView+

SmartView+ enables wireless screen sharing without cable connections, ensuring full collaboration. Users can now enable screen sharing functionality at the start of a meeting, allowing the meeting admin to quickly switch between screens with one click. Plus, admins can cast up to four screens at the same time, creating dynamic environments that encourage participation.

* Windows, Android, iOS are supported. (Mobile OS will be available from the firmware update in Q2 2022.)



Director Mode

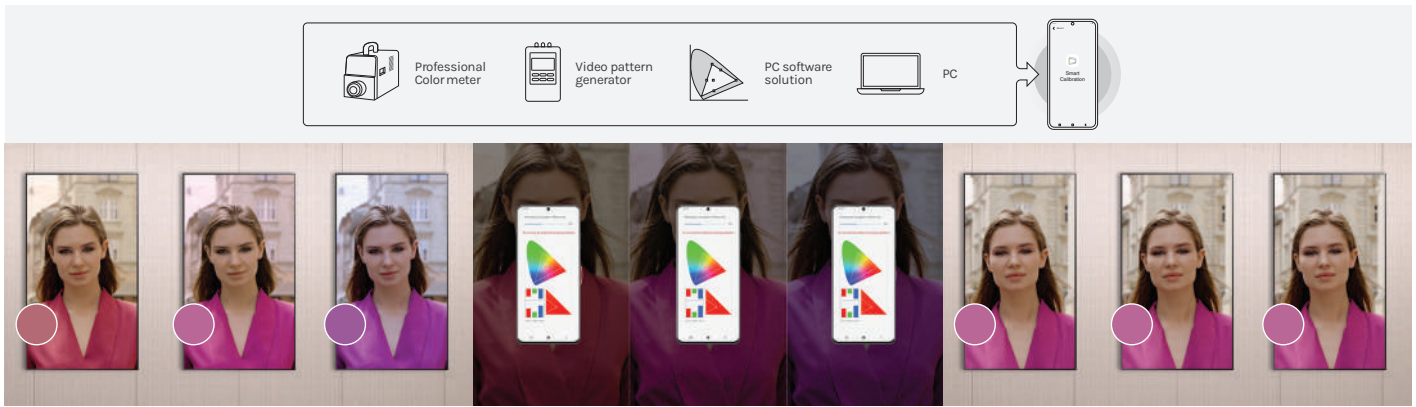
Featuring built-in Director Mode, Samsung QHB / QMB / QBB Series signage allows users to minimize post-processing to bring images closer to the director's original intention. From color representation to picture proportion, directors can express their vision without any distortion.



DICOM Simulation Mode

Medical teams can collaborate more efficiently and effectively than ever thanks to Samsung QHB / QMB / QBB Series DICOM Simulation Mode, which meets 100% of grayscale required by DICOM standard. Plus, it helps to simulate medical images such as X-rays.


Streamlined set up and easy maintenance



Smart Calibration

Guarantee complete brand consistency across every display in every location. Using the Samsung mobile app, Smart Calibration ensures every display is calibrated correctly, showcasing brand logos and other collateral in the exact colors required.

* Smart Calibration will be available through a firmware update launching in Q2 2022.



Tizen Zero Config

Tizen Zero Config is essential for IT managers operating multiple units in different locations. After a display is installed, IT professionals can register new apps through Tizen Business Manager and remotely install, eliminating needless travel and local installations.

* Tizen Zero Config will be available through a firmware update launching in Q2 2022.



Custom Home


Designed for IT professionals to simplify conference room management, Custom Home allows admins to lock specific meeting room settings, preventing users from changing display settings in between meetings. Now, conference rooms can work throughout the day as intended, with no errors, allowing IT to focus on other important tasks.



Upgradable Web-engine

Upload any piece of content, no matter how innovative. QHB / QMB / QBB Series constant web-engine upgrades enables the latest types of content to be played without limitations, allowing for more diversified and engaging creative assets.

Stunning picture quality and design




Dynamic Crystal Color

Experience crystal clear, lifelike color with 64 times more shades than conventional UHD displays. Dynamic Crystal Color captures subtle differences for virtually flawless color expression using 10-bit processing, ensuring content is as lifelike as possible.



Non-glare


All QHB / QMB Series displays feature reliable, non-glare panels that provide better visibility from all angles, any time of day. The non-glare display enables businesses to deliver accurate information in critical locations, such as airports and train stations.



Quantum Processor 4K

Samsung's industry-leading video processing technology enhances every piece of content for clarity and consistency. Intelligent UHD upscaling technology, powered by Samsung's Quantum processor 4K, elevates lower-resolution video to UHD-level quality, providing professional picture quality.

* When compared to Samsung's FHD model.
 * Viewing experience may vary according to types of content and format.



Slim and symmetrical design


Narrow bezels and a symmetrical design allow for seamless integration into any environment with simplified mounting and installation. To maximize space savings, all terminals face outwards, ensuring the display hangs flush against any wall.



Clean cable guide

QHB / QMB / QBB Series blends perfectly into any business environment. With clean cable guide feature, the screen draws maximum focus to what is on the display, not the cables connected to it.

Eco-packaging and industry certification to greenify our world



Eco-conscious technologies

QHB / QMB / QBB Series uses recycled plastics for the rear side cover and packaging.

Business applications



Specifications

Model			QH43B	QH50B	QH55B	QH65B	QH75B
Display Panel	Diagonal Size	Class	43	50	55	65	75
		Measured	42.5" / 1079cm	49.5" / 125.7cm	54.6" / 138.7cm	64.5" / 163.9cm	74.5" / 189.3cm
	Resolution		3840x2160(16:9)	3840x2160(16:9)	3840x2160(16:9)	3840x2160(16:9)	3840x2160(16:9)
	Brightness(Typ.)		700 nit	700 nit	700 nit	700 nit	700 nit
	Orientation		Landscape / Portrait	Landscape / Portrait	Landscape / Portrait	Landscape / Portrait	Landscape / Portrait
	Haze		Non-Glare	Non-Glare	Non-Glare	Non-Glare	Non-Glare
	Contrast Ratio (Typ.)		4000:1	4000:1	4000:1	4000:1	6000:1
	Type		VA	VA	VA	VA	VA
	Active Display Area		941.184 (H) x 529.416 (V)	1095.84(H) x 616.41(V)	1209.6(H) x 680.4(V)	1428.48 (H) x 803.52 (V)	1650.24 (H) x 928.26 (V)
	Pixel Pitch (mm)		0.2451 x 0.2451	0.285 x 0.285	0.315 x 0.315	0.372 x 0.372	0.42975 x 0.42975
	Color Gamut		92% (DCI-P3, CIE 1976)	92% (DCI-P3, CIE 1976)	92% (DCI-P3, CIE 1976)	92% (DCI-P3, CIE 1976)	92% (DCI-P3, CIE 1976)
	Operation Hour		24/7	24/7	24/7	24/7	24/7
Connectivity / Sound	INPUT	VIDEO	DP1.2 (1), HDMI 2.0 (3)	DP1.2 (1), HDMI 2.0 (3)	DP1.2 (1), HDMI 2.0 (3)	DP1.2 (1), HDMI 2.0 (3)	DP1.2 (1), HDMI 2.0 (3)
		AUDIO	N/A	N/A	N/A	N/A	N/A
		USB	USB 2.0 x 2	USB 2.0 x 2	USB 2.0 x 2	USB 2.0 x 2	USB 2.0 x 2
		Tuner	N/A	N/A	N/A	N/A	N/A
	OUTPUT	VIDEO	N/A	N/A	N/A	N/A	N/A
		AUDIO	Stereo mini Jack	Stereo mini Jack	Stereo mini Jack	Stereo mini Jack	Stereo mini Jack
		USB	N/A	N/A	N/A	N/A	N/A
	WiFi / BT		O / O	O / O	O / O	O / O	O / O
	EXTERNAL CONTROL		RS232C(in/out), RJ45	RS232C(in/out), RJ45	RS232C(in/out), RJ45	RS232C(in/out), RJ45	RS232C(in/out), RJ45
	Speaker		10W 2ch	10W 2ch	10W 2ch	10W 2ch	10W 2ch
Mechanical Spec	Dimension (mm)	Set	967.5 x 557.7 x 48.3	1121.4 x 643.9 x 46.3	1235.1 x 707.9 x 46.3	1453.9 x 831.0 x 46.3	1681.1 x 960.1 x 49.7
		Package	1095 x 676 x 151	1269 x 784 x 152	1402 x 858 x 163	1611 x 973 x 185	1871 x 1127 x 223
	Weight (kg)	Set	10.7	14.5	19.2	26.6	40.3
		Package	14	18.7	24.7	34	51
	VESA Mount		200 X 200	200 X 200	200 X 200	400 X 400	400 X 400
	Bezel Width (mm)		9.2mm(U/L/R), 11.2mm(B)	9.2mm(U/L/R), 11.2mm(B)	9.2mm(U/L/R), 11.2mm(B)	9.2mm(U/L/R), 11.2mm(B)	11.5mm(U/L/R), 12.5mm(B)
Features	Internal Player	Operating System	Tizen 6.5	Tizen 6.5	Tizen 6.5	Tizen 6.5	Tizen 6.5
		Processor	Cortex A72 1.7GHz Quad-Core CPU	Cortex A72 1.7GHz Quad-Core CPU	Cortex A72 1.7GHz Quad-Core CPU	Cortex A72 1.7GHz Quad-Core CPU	Cortex A72 1.7GHz Quad-Core CPU
		Storage (FDM)	16 GB	16 GB	16 GB	16 GB	16 GB
	Special	H/W	Symmetric Design (same with QxR) / Center IR / Temperature Sensor / Auto Level / Wi-Fi(2.4/5.0GHz dual) & BT				
S/W		Workspace (Microsoft365/VMWare/RDP) / Custom Home / Auto Source Switching & Recovery / Dicom Simulation Mode / Director Mode / SmartView+(PC) [end of march-] Upgradable Web-Engine / Tizen Enterprise Platform / Smart Calibration / SmartView+(mobile) / Video Conference Solution					
Certification	Safety		60950-1 / 62368-1	60950-1 / 62368-1	60950-1 / 62368-1	60950-1 / 62368-1	60950-1 / 62368-1
	EMC		Class B	Class B	Class B	Class B	Class B
	Environment		(TBD)	(TBD)	ENERGY STAR 8.0, EPEAT	ENERGY STAR 8.0, EPEAT	(TBD)
	IP Rating		IP5x	IP5x	IP5x	IP5x	IP5x
	Security		802.1x(WPA2 Enterprise) : EAP-TLS, EAP-TTLS, EAP-PEAP				
Power	Power Supply		AC 100 - 240 V, 50/60 Hz	AC 100 - 240 V, 50/60 Hz	AC 100 - 240 V, 50/60 Hz	AC 100 - 240 V, 50/60 Hz	AC 100 - 240 V, 50/60 Hz
	Power Consumption	Max[W/h]	138	176	160	204	264
		Typical[W/h]	93	106	115	152	195
		Sleep mode	less than 0.5W	less than 0.5W	less than 0.5W	less than 0.5W	less than 0.5W
Operating Condition	Temperature		0°C- 40°C	0°C- 40°C	0°C- 40°C	0°C- 40°C	0°C- 40°C
	Relative Humidity		10-80%	10-80%	10-80%	10-80%	10-80%
Accessories	Included		Quick Setup Guide / Warranty Card / Power Cord / RS232C(IN) Gender / Remote Controller & Batteries				
	Optional	Stand	STN-L4355G	STN-L4355G	STN-L4355G	No	No
		Mount	WMN4070SG (Land Only) WMN750ME	WMN4070SG (Land Only) WMN750ME	WMN4070SG (Land Only) WMN750ME	WMN4070SG (Land Only) WMN750ME	WMN4070SG (Land Only) WMN750ME
		Specialty	CML400XR	CML400XR	CML400XR	CLM450T	CLM450T

Model			QM43B	QM43B (IPS)	QM50B	QM55B	QM65B	QM75B
Display Panel	Diagonal Size	Class	43	43	50	55	65	75
		Measured	42.5" / 1079cm	42.5" / 1079cm	49.5" / 125.7cm	54.6" / 138.7cm	64.5" / 163.9cm	74.5" / 189.3cm
	Resolution		3840x2160(16:9)	3840x2160(16:9)	3840x2160(16:9)	3840x2160(16:9)	3840x2160(16:9)	3840x2160(16:9)
	Brightness(Typ.)		500 nit	500 nit	500 nit	500 nit	500 nit	500 nit
	Orientation		Landscape / Portrait	Landscape / Portrait	Landscape / Portrait	Landscape / Portrait	Landscape / Portrait	Landscape / Portrait
	Haze		Non-Glare	Non-Glare	Non-Glare	Non-Glare	Non-Glare	Non-Glare
	Contrast Ratio (Typ.)		4000:1 (* IPS - 1200:1)	1200:1	4000:1	4000:1	4000:1	4000:1
	Type		VA	IPS	VA	VA	VA	VA
	Active Display Area		941.184 (H) x 529.416 (V)	941.184 (H) x 529.416 (V)	1095.84(H) x 616.41(V)	1209.6(H) x 680.4(V)	1428.48 (H) x 803.52 (V)	1650.24 (H) x 928.26 (V)
	Pixel Pitch (mm)		0.2451 x 0.2451	0.2451 x 0.2451	0.285 x 0.285	0.315 x 0.315	0.372 x 0.372	0.42975 x 0.42975
	Color Gamut		92% (DCI-P3, CIE 1976)	92% (DCI-P3, CIE 1976)	92% (DCI-P3, CIE 1976)	92% (DCI-P3, CIE 1976)	92% (DCI-P3, CIE 1976)	92% (DCI-P3, CIE 1976)
Operation Hour		24/7	24/7	24/7	24/7	24/7	24/7	
Connectivity / Sound	INPUT	VIDEO	DP1.2 (1), HDMI 2.0 (3)	DP1.2 (1), HDMI 2.0 (3)	DP1.2 (1), HDMI 2.0 (3)	DP1.2 (1), HDMI 2.0 (3)	DP1.2 (1), HDMI 2.0 (3)	DP1.2 (1), HDMI 2.0 (3)
		AUDIO	N/A	N/A	N/A	N/A	N/A	N/A
		USB	USB 2.0 x 2	USB 2.0 x 2	USB 2.0 x 2	USB 2.0 x 2	USB 2.0 x 2	USB 2.0 x 2
		Tuner	N/A	N/A	N/A	N/A	N/A	N/A
	OUTPUT	VIDEO	N/A	N/A	N/A	N/A	N/A	N/A
		AUDIO	Stereo mini Jack	Stereo mini Jack	Stereo mini Jack	Stereo mini Jack	Stereo mini Jack	Stereo mini Jack
		USB	N/A	N/A	N/A	N/A	N/A	N/A
	WiFi / BT		0 / 0	0 / 0	0 / 0	0 / 0	0 / 0	0 / 0
	EXTERNAL CONTROL		RS232C(in/out), RJ45	RS232C(in/out), RJ45	RS232C(in/out), RJ45	RS232C(in/out), RJ45	RS232C(in/out), RJ45	RS232C(in/out), RJ45
	Speaker		10W 2ch	10W 2ch	10W 2ch	10W 2ch	10W 2ch	10W 2ch
Mechanical Spec	Dimension (mm)	Set	967.5 x 557.7 x 48.3	967.5 x 557.7 x 48.3	1121.4 x 643.9 x 46.3	1235.1 x 707.9 x 46.3	1453.9 x 831.0 x 46.3	1681.1 x 960.1 x 49.7
		Package	1095 x 676 x 151	1095 x 676 x 151	1269 x 784 x 152	1402 x 858 x 163	1611 x 973 x 185	1871 x 1127 x 223
	Weight (kg)	Set	10	10	13.4	18.1	24.9	38.3
		Package	13.3	13.3	17.6	23.6	33.3	49
	VESA Mount		200 X 200	200 X 200	200 X 200	200 X 200	400 X 400	400x400
	Bezel Width (mm)		9.2mm(U/L/R), 11.2mm(B)	9.2mm(U/L/R), 11.2mm(B)	9.2mm(U/L/R), 11.2mm(B)	9.2mm(U/L/R), 11.2mm(B)	9.2mm(U/L/R), 11.2mm(B)	11.5mm(U/L/R), 12.5mm(B)
Features	Internal Player	Operating System	Tizen 6.5	Tizen 6.5	Tizen 6.5	Tizen 6.5	Tizen 6.5	Tizen 6.5
		Processor	Cortex A72 1.7GHz Quad-Core CPU	Cortex A72 1.7GHz Quad-Core CPU	Cortex A72 1.7GHz Quad-Core CPU	Cortex A72 1.7GHz Quad-Core CPU	Cortex A72 1.7GHz Quad-Core CPU	Cortex A72 1.7GHz Quad-Core CPU
		Storage (FDM)	16 GB	16 GB	16 GB	16 GB	16 GB	16 GB
	Special	H/W	Symmetric Design (same with Qxr) / Center IR / Temperature Sensor / Auto Level / Wi-Fi(2.4/5.0GHz dual) & BT					
S/W		Workspace (Microsoft365/VMWare/RDP) / Custom Home / Auto Source Switching & Recovery / Dicom Simulation Mode / Director Mode / SmartView+(PC [end of march-] Upgradable Web-Engine / Tizen Enterprise Platform / Smart Calibration / SmartView+(mobile) / Video Conference Solution						
Certification	Safety		60950-1 / 62368-1	60950-1 / 62368-1	60950-1 / 62368-1	60950-1 / 62368-1	60950-1 / 62368-1	60950-1 / 62368-1
	EMC		Class B	Class B	Class B	Class B	Class B	Class B
	Environment		ENERGY STAR 8.0, EPEAT	(TBD)	(TBD)	ENERGY STAR 8.0, EPEAT	ENERGY STAR 8.0, EPEAT	ENERGY STAR 8.0, EPEAT
	IP Rating		IP5x	IP5x	IP5x	IP5x	IP5x	IP5x
	Security		802.1x(WPA2 Enterprise) : EAP-TLS, EAP-TTLS, EAP-PEAP					
Power	Power Supply		AC 100 - 240 V, 50/60 Hz	AC 100 - 240 V, 50/60 Hz	AC 100 - 240 V, 50/60 Hz	AC 100 - 240 V, 50/60 Hz	AC 100 - 240 V, 50/60 Hz	AC 100 - 240 V, 50/60 Hz
	Power Consumption	Max[W/h]	110	110	171	143	182	231
		Typical[W/h]	79	83	91	108	127	161
		Sleep mode	less than 0.5W	less than 0.5W	less than 0.5W	less than 0.5W	less than 0.5W	less than 0.5W
Operating Condition	Temperature		0°C~ 40°C	0°C~ 40°C	0°C~ 40°C	0°C~ 40°C	0°C~ 40°C	0°C~ 40°C
	Relative Humidity		10~80%	10~80%	10~80%	10~80%	10~80%	10~80%
Accessories	Included		Quick Setup Guide / Warranty Card / Power Cord / RS232C(IN) Gender / Remote Controller & Batteries					
	Optional	Stand	STN-L4355G	STN-L4355G	STN-L4355G	STN-L4355G	No	No
		Mount	WMN4070SG (Land Only) WMN750ME	WMN4070SG (Land Only) WMN750ME	WMN4070SG (Land Only) WMN750ME	WMN4070SG (Land Only) WMN750ME	WMN4070SG (Land Only) WMN750ME	WMN4070SG (Land Only) WMN750ME
		Specialty	CML400XR	CML400XR	CML400XR	CML400XR	CML450T	CML450T

Model			QB43B	QB50B	QB55B	QB65B	QB75B
Display Panel	Diagonal Size	Class	43	50	55	65	75
		Measured	42.5" / 1079cm	49.5" / 125.7cm	54.6" / 138.7cm	64.5" / 163.9cm	74.5" / 189.3cm
	Resolution		3840x2160(16:9)	3840x2160(16:9)	3840x2160(16:9)	3840x2160(16:9)	3840x2160(16:9)
	Brightness(Typ.)		350 nit	350 nit	350 nit	350 nit	350 nit
	Orientation		Landscape / Portrait	Landscape / Portrait	Landscape / Portrait	Landscape / Portrait	Landscape / Portrait
	Haze		Glare	Glare	Glare	Glare	Glare
	Contrast Ratio (Typ.)		4000:1	4000:1	4000:1	4000:1	4000:1
	Type		VA	VA	VA	VA	VA
	Active Display Area		941.184 (H) x 529.416 (V)	1095.84(H) x 616.41(V)	1209.6(H) x 680.4(V)	1428.48 (H) x 803.52 (V)	1650.24 (H) x 928.26 (V)
	Pixel Pitch (mm)		0.2451 x 0.2451	0.285 x 0.285	0.315 x 0.315	0.372 x 0.372	0.42975 x 0.42975
	Color Gamut		92% (DCI-P3, CIE 1976)	92% (DCI-P3, CIE 1976)	92% (DCI-P3, CIE 1976)	92% (DCI-P3, CIE 1976)	92% (DCI-P3, CIE 1976)
	Operation Hour		16/7	16/7	16/7	16/7	16/7
Connectivity / Sound	INPUT	VIDEO	HDMI 2.0 (3)	HDMI 2.0 (3)	HDMI 2.0 (3)	HDMI 2.0 (3)	HDMI 2.0 (3)
		AUDIO	N/A	N/A	N/A	N/A	N/A
		USB	USB 2.0 x 2	USB 2.0 x 2	USB 2.0 x 2	USB 2.0 x 2	USB 2.0 x 2
		Tuner	N/A	N/A	N/A	N/A	N/A
	OUTPUT	VIDEO	N/A	N/A	N/A	N/A	N/A
		AUDIO	Stereo mini Jack	Stereo mini Jack	Stereo mini Jack	Stereo mini Jack	Stereo mini Jack
		USB	N/A	N/A	N/A	N/A	N/A
	WiFi / BT		O / O	O / O	O / O	O / O	O / O
	EXTERNAL CONTROL		RS232C(in/out), RJ45	RS232C(in/out), RJ45	RS232C(in/out), RJ45	RS232C(in/out), RJ45	RS232C(in/out), RJ45
	Speaker		10W 2ch	10W 2ch	10W 2ch	10W 2ch	10W 2ch
Mechanical Spec	Dimension (mm)	Set	967.5 x 557.7 x 48.3	1121.4 x 643.9 x 46.3	1235.1 x 707.9 x 46.3	1453.9 x 831.0 x 46.3	1681.1 x 960.1 x 49.7
		Package	1095 x 676 x 151	1269 x 784 x 152	1402 x 858 x 163	1611 x 973 x 185	1871 x 1127 x 223
	Weight (kg)	Set	10	13.4	18.1	24.9	38.3
		Package	13.3	17.6	23.6	33.3	49
	VESA Mount		200 X 200	200 X 200	200 X 200	400 X 400	400x400
	Bezel Width (mm)		9.2mm(U/L/R), 11.2mm(B)	9.2mm(U/L/R), 11.2mm(B)	9.2mm(U/L/R), 11.2mm(B)	9.2mm(U/L/R), 11.2mm(B)	11.5mm(U/L/R), 12.5mm(B)
Features	Internal Player	Operating System	Tizen 6.5	Tizen 6.5	Tizen 6.5	Tizen 6.5	Tizen 6.5
		Processor	Cortex A72 1.7GHz Quad-Core CPU	Cortex A72 1.7GHz Quad-Core CPU	Cortex A72 1.7GHz Quad-Core CPU	Cortex A72 1.7GHz Quad-Core CPU	Cortex A72 1.7GHz Quad-Core CPU
		Storage (FDM)	8GB	8GB	8GB	8GB	8GB
	Special	H/W	Symmetric Design (same with QxR) / Center IR / Temperature Sensor / Auto Level / Wi-Fi(2.4/5.0GHz dual) & BT				
S/W		Workspace (Microsoft365/VMWare/RDP) / Custom Home / Auto Source Switching & Recovery / Dicom Simulation Mode / Director Mode / SmartView+(PC) [end of march-] Upgradable Web-Engine / Tizen Enterprise Platform / Smart Calibration / SmartView+(mobile) / Video Conference Solution					
Certification	Safety		60950-1 / 62368-1	60950-1 / 62368-1	60950-1 / 62368-1	60950-1 / 62368-1	60950-1 / 62368-1
	EMC		Class B	Class B	Class B	Class B	Class B
	Environment		(TBD)	ENERGY STAR 8.0, EPEAT	ENERGY STAR 8.0, EPEAT	ENERGY STAR 8.0, EPEAT	(TBD)
	IP Rating		IP5x	IP5x	IP5x	IP5x	IP5x
	Security		802.1x(WPA2 Enterprise) : EAP-TLS, EAP-TTLS, EAP-PEAP				
Power	Power Supply		AC 100 - 240 V, 50/60 Hz	AC 100 - 240 V, 50/60 Hz	AC 100 - 240 V, 50/60 Hz	AC 100 - 240 V, 50/60 Hz	AC 100 - 240 V, 50/60 Hz
	Power Consumption	Max[W/h]	110	143	143	182	231
		Typical[W/h]	79	91	96	124	174
		Sleep mode	less than 0.5W	less than 0.5W	less than 0.5W	less than 0.5W	less than 0.5W
Operating Condition	Temperature		0°C- 40°C	0°C- 40°C	0°C- 40°C	0°C- 40°C	0°C- 40°C
	Relative Humidity		10-80%	10-80%	10-80%	10-80%	10-80%
Accessories	Included		Quick Setup Guide / Warranty Card / Power Cord / RS232C(IN) Gender / Remote Controller & Batteries				
	Optional	Stand	Yes	Yes	Yes	Yes	Yes
		Mount	Yes	Yes	Yes	Yes	Yes
		Specialty	Yes	Yes	Yes	Yes	Yes