

supplied material



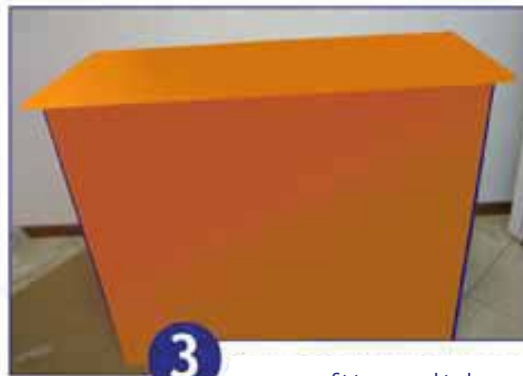
Assembly instructions:




1 give the leg panel a U shape, leaving printed side on the outside




2 fit white bar, thus joining right and left ends of leg panel




3 fit top panel to legs, snapping on the special joints





STUDIO STANDS.it
soluzioni espositive

INSTRUCTIONS LEAFLET
DESK





size 800x500mm + 20mm bleed



STUDIOSTANDS.it
soluzioni espositive


INSTRUCTIONS LEAFLET
DESK TOP






STUDIOSTANDS.it
soluzioni espositive

INSTRUCTIONS LEAFLET
DESK BIG





size 1200x500mm + 20mm bleed

STUDIOSTANDS.it
soluzioni espositive

INSTRUCTIONS LEAFLET
DESK BIG TOP

